

Vesele Šarene ptice

Materijal

Papiri (razne boje)

Olovka

Tanjurići (razne veličine)

Škare


Ljepilo

Flomasteri



Gumbići, perlice,...





Na papiru ocrtano krug pomoću tanjura




Izrežemo krug i preklopimo ga



Izrežemo kljun, rep, krilo, oko i ukrase te zalijepimo na preklopljeni papir



Mogli smo i ovako



Kao ukrase koristimo gumbiće, cirkone, repić zavinemo



Vesele ptice možete obojati i flomasterima ili bojicama...

